




Long-Term Financial Planning for Mozambique's Conservation Areas

Sustainable Financing of Mozambique's Conservation Areas
Maputo, Mozambique
November 21, 2007

Hélio Neves, WWF Mozambique
hneves@wwf.mz.org

Melissa Moye, WWF-US
melissa.moye@wwfus.org





Presentation Outline

- 1. Overview: Long-Term Financial Planning**
- 2. Examples**
- 3. Mozambique Pilot Process**
- 4. Pilot Results**
- 5. Recommendations**

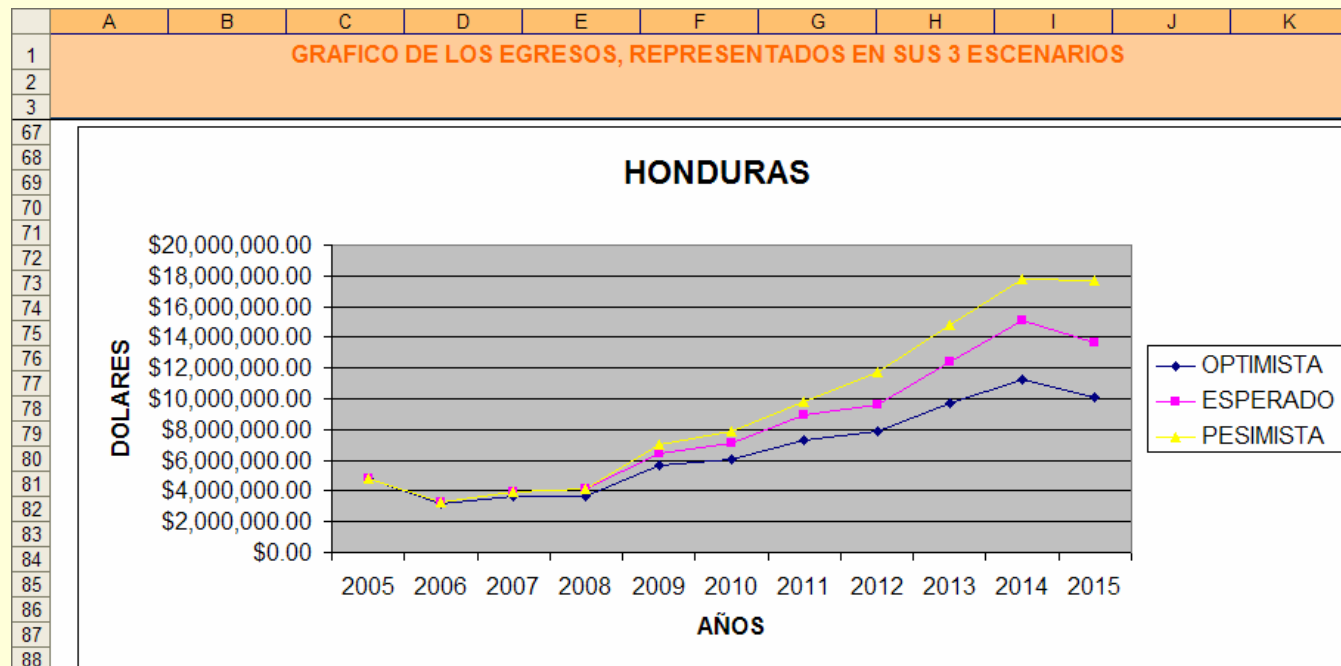


Baobab tree, Quirimbas



Overview: Long-term Financial Planning

- Estimate of costs, income and projected financing gaps
- Based on management plans or other program strategies
- Defined period of 5 or more years
- Establishes baseline for fundraising and sustainable financing





Benefits: Management Tool



Loggerhead Turtle, Bazaruto

- Validate program activities
- Guide program budgeting
- Assist resource allocation decisions
- Identify cost reduction strategies
- Analyze different scenarios
- Plan for contingencies (price, foreign exchange, physical)



Benefits: Communications Tool

- Show sustainable financing needs
- Make case for investment in protected areas
- Differentiate different types of funding needed (communities, research, management)
- Support funding proposals and diversified financing mechanisms to meet financing gaps





Financial Planning Approach

- 1. Involve key actors and identify coordinator**
- 2. Determine objectives and scope of plan**
- 3. Identify financial model structure and assumptions**
- 4. Collect cost and revenue data**
- 5. Make forecasts and analyze and validate results**
- 6. Communicate results to key audiences**





Scope of Financial Planning

- Single Protected Area
- Ecoregion within country
- National protected area network
- Large-scale landscape: protected areas, corridors and buffer zones
- Trans-frontier protected areas



Análisis de las necesidades
de financiamiento del Sistema
Nacional de Áreas Naturales
Protegidas del Ecuador

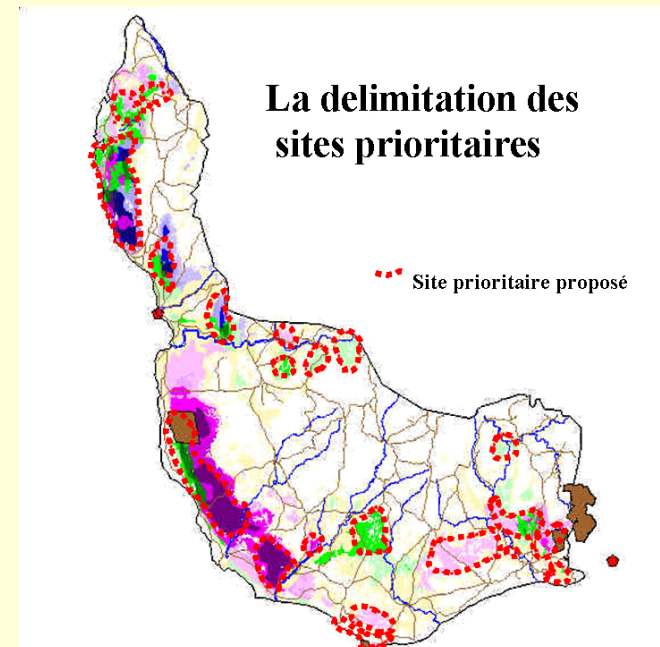
Resumen Ejecutivo





“Ala Maiky” Ecoregion (Madagascar) Financial Plan

- Based on 5-year ecoregion management plan
- Breaks out costs by geographic area, strategy, objective, activity and task
- Participation of all stakeholders including provincial planning authorities
- Related to protected area business planning by ANGAP
- Base-line for Foundation funding
- Total projected costs of \$31.5 million over 5 years





Amazon Region Protected Areas

Financial Status

From 2003-2006, plan helped raise:

- **\$86 million** toward a \$150 million, 10-year goal for establishing protected areas;
- **\$20 million** toward a long-term \$240 million endowment goal.



PA Establishment Status

	Total Target	Phase I Target (2002 – 2007)	As of Jan. 2007
Strict Protected Areas	28 million ha	9 million ha	14.4 million ha
Sustainable Use Areas	9 million ha	9 million ha	8.3 million ha



Congo TRIDOM Landscape Cost Analysis

Cost Category (orange) & Budget Line Item (green)	Unit Name	Cameroon Unit Cost	Congo Unit Cost	Gabon Unit Cost
Personnel (salaires et bénéfices)				
Niveau 1				
Conservateur, Directeur National	année	6,000,000	6,000,000	10,200,000
Conservateur Adjoint	année	4,000,000	5,100,000	8,400,000
Chef Cellule Aménagement & Planification	année	3,000,000	4,500,000	7,800,000
Chef Service Administratif & Financier	année	3,000,000	4,500,000	7,800,000
Niveau 2				
Assistante de direction	année	2,500,000	3,000,000	3,000,000
Responsable Surveillance et Protection & Chef de	année	1,800,000	3,000,000	3,060,000
Responsable Aménagement - Suivi écologique	année	1,800,000	3,000,000	4,200,000
Responsable Ecotourisme	année	1,800,000	3,000,000	4,200,000
Responsable IEC	année	1,800,000	3,000,000	4,200,000
Responsable RH - Adm ^o - Finances	année	1,800,000	3,000,000	4,800,000
Investissement				
Véhicules				
4x4 Land-cruiser	chacun	28,000,000	22,000,000	35,000,000
Pick up/Hardtop Land cruiser	chacun	19,000,000	25,000,000	22,000,000
Voiture de ville	chacun	10,000,000	15,000,000	16,000,000
Moteur Hors-bord	chacun	3,000,000	2,500,000	3,000,000



Mesoamerican Reef Financial Model

10-Year PA Network Totals

EXPENSES VS. INCOME FOR THE REGION
(EXPECTED SCENARIO IN MILLIONS OF U.S. DOLLARS)





Online Resources for Financial Planning

On www.panda.org/standards:

- Standards Overview Document
- Detailed Guidance for each Step (1.1 through 5.4)
- Tools & Templates
- Examples of Best Practices
- Step 2.3 – Operational Planning (including Financial Plans)
- Step 3.2 – Sustainable Financing

Overview and Examples:

- Mesoamerican Reef
- Terai Arc Landscape
- Amazon

Financial Model Template

- Costs, revenues & gaps
- 10-year time frame
- Sensitivity analysis
- Graphing capability